

## Service Trolleys

### 3 Tier Service Trolley with Handle 1200 mm

ITEM # \_\_\_\_\_

MODEL # \_\_\_\_\_

NAME # \_\_\_\_\_

SIS # \_\_\_\_\_

AIA # \_\_\_\_\_

**361210 (CPM123)**3-tier service trolley with  
handle, 1200 mm, 150 kg  
max. load

### Short Form Specification

**Item No.** \_\_\_\_\_

Constructed in 304 AISI stainless steel. Framework in mm25 tubing, completely welded. Seamless, sound-absorbing, shelves with double-folded edges. Shelves are welded to the framework. The handles are an extension of the load-bearing frame. N. 4 swivelling castors, two with brakes, mm125 in diameter, fitted with plastic bumpers. Shelves size mm1200x600. Load capacity: 150 kg, uniformly distributed.

### Main Features

- Framework in 25 mm tubing, completely welded.
- Load capacity of 150 kg uniformly distributed.
- Seamless sound-absorbing shelves with double-folded edges welded to the framework.
- Shelves size 1200x600 mm.
- Strong, ergonomic handle is an extension of the load-bearing frame.
- 4 pivoting Ø 125 mm wheels, 2 of which with brakes, fitted with plastic bumpers

### Construction


- Constructed entirely in 304 AISI stainless steel.

APPROVAL: \_\_\_\_\_

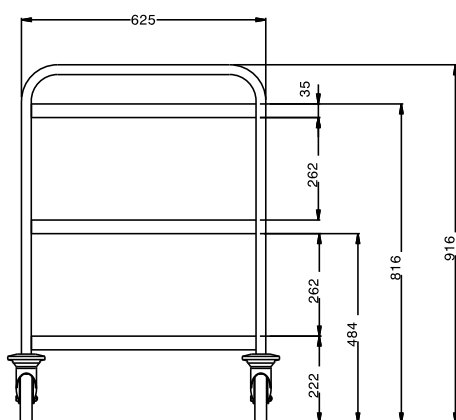
## Service Trolleys

### 3 Tier Service Trolley with Handle 1200 mm


**Front**



**Side**



**Top**



#### Key Information:

External dimensions, Width:

361210 (CPM123) 1295 mm

External dimensions, Depth: 695 mm

External dimensions, Height: 975 mm

Wheel material: Zinc plated

Wheel diameter: Ø 125

Net weight: 30 kg